

Remote Learning Guide

Wirksworth Junior School

Welcome to Remote Learning



Home Learning

The best outcome is that this document is unnecessary. However, we endeavour to be prepared for various scenarios during this pandemic. Your child's class or year group may be required to self-isolate; your child may find themselves at home as a result of the track and trace service, or we may find our school is required to temporarily close for cleaning or to comply with a local lockdown. In all these scenarios - and the many more that may present - we seek to ensure your child's learning continues.

The guide has been written with a school closure in mind. In the event a class or year group is learning remotely, we will begin by initiating this plan as quickly as possible having established safer working practices for staff should they be required to stay at home.

Wirksworth Junior School is eager to provide a rich, enjoyable and consistent education for pupils at home and in school. In the event children are required to work at home, we will aim to continue to deliver engaging and differentiated learning opportunities and provide excellent pastoral care and individual support, while still focusing on the health and wellbeing of the whole school community.

This Home Learning Guide outlines:

- * **How and when we will communicate with you and your child**
- * **The curriculum and daily expectations**
- * **Pastoral support, being safe online and nurturing our mental health**

The majority of our children will follow this programme at home although a small number of children – such as a child with learning difficulties - may need a tailored learning plan. We've aimed to create a home learning programme which balances **expected completion of work** with **teacher contact**, and flexibility for families living and working under different home circumstances. However, like any programme, we will constantly review and keep you informed of modifications as they arise. Please anticipate changes as we learn more by implementing the programme.

As teachers have been using Class Dojo, Microsoft Teams, MyMaths, TT Rockstars, Loom and the National Academy website in school, we anticipate your child will have a good level of skill and confidence accessing these platforms and resources. Teachers will be activating these resources and systems through lesson time and by setting homework on Class Dojo and, in the future, through Microsoft Teams. We hope this provides time for parents to become more familiar with the platform and how you can help children work from home remotely.

The vast majority of work will therefore be issued digitally. Whilst printing work off may be an option for you, please know we will send workbooks home for them to write and be creative in. Worksheets set on Class Dojo and through Microsoft Teams can often only be used as a guide. We may be able to print work that we can drop off at your house or can be collected at a pre-arranged time from the school office.

Equipment

Remote learning will require access to a device, other than a telephone, such as a PC, Ipad or laptop as well as Wi-Fi connectivity. Please let us know if your child does not have individual access to a device for at least two hours a day, as we do have resources for you to borrow and the Department for Education are giving out free resources which you may be entitled to.

Please do not allow having no access to a device to be a reason for your child not completing work.

Suggested equipment and conditions for home learning

- Quiet, clear workstation or desk
- Stationery such as pencil, ruler, rubber, pen and sharpener
- Paper – we will send work books home
- Headphones are helpful for online lessons to reduce other noise distractions and may help with focus in live meets.

****Please contact the school if you have no access to paper, pencil or digital services so we can help you get access to these.****

How and when we will communicate with you and your child

Every lesson counts in your child's learning. If you need to get in touch, please don't hesitate to do so.

Contact with parents

We will continue to send you key information through emails and Class Dojo and, in the future, Microsoft Teams.

Some learning and key letters will be uploaded to our web pages:

<https://www.wirksworth-junior.com/>

We may call you by telephone. If you notice a missed call, please do phone back and we'll find out who called you.

You may receive a Microsoft Teams survey to help us identify what is working well and what we need to develop further.

You can contact school through info@wirksworth-jun.derbyshire.sch.uk

Please use this email, especially for urgent messages. If it is a confidential matter, contact by phone or info@ and colleagues will arrange a call back.

You can call school on **01 629 822457**. Colleagues will help you or ask a member of staff to call you back as soon as possible.

Contact with children

Teachers will expect to see completed work on Class Dojo or Microsoft Teams daily and see your child on Teacher Registration and live Meet sessions daily. If we do not receive any communication, we will be contacting you to see if we can help with access to the learning or support your child further, as no engagement may highlight safeguarding issues which may result in a: telephone call, home visit, referral to our School Family Support Worker or to social care.

Children can ask a learning question or contact their teacher through Class Dojo or Microsoft Teams.

Live Teams registration: Teachers will hold a live registration to check pupils will know what they are doing this will be at 8:50am everyday

Microsoft Teams Teacher Meet Daily – Teachers may use these sessions to review morning tasks, giving general feedback, and to introduce the afternoon task.

Year 3: 11:30am

Year 4: 12:00pm

Year 5: 11:30am

Year 6:12.00pm

Class Dojo – Teachers will post the timetable of work to be completed on here. They will also put Loom links to the teacher giving instructions on how to complete the work.

Small group interventions via Microsoft Teams: these may occur throughout the day. These will be by invite only from the teacher or teaching assistant. The intention of these meetings are to support the children with their learning or to stretch them to meet their full potential

Teachers may contact children by Class Dojo during school hours up to 4:30pm and by telephone (with parents' permission) during school hours and following safer working practices. This may result in a call being on speaker and heard by a teaching assistant or colleague too.

Teacher Meets using Microsoft Teams

(Read alongside the E-safety Policy)

Live sessions will take place using Microsoft Teams and pupils are expected to follow the guidelines:

- Video conferencing should take place in an environment that is quiet, safe and free from distractions (no hooovers!) and preferably in a public area in the home.
- Appropriate dress must be worn for learning (no pyjamas!) School uniform may be worn!
 - Pupils using live stream must have an adult present in the house, although the adult need not be joining in or sitting next to the learner (sometimes this actually prevents the child taking part). Pupils should follow the E-safety rules and keep themselves SMART online.
 - Pupils are expected to interact patiently and respectfully with their teachers and peers. If the teacher allows the chat function during the live session, comments must be within our school rules – respectful and kind.
 - Pupils will be responsible for their behaviour and actions when using technology, this includes the resources they access and the language they use. Pupils maybe removed from a Teams meeting if they do not follow teacher instructions.
 - Pupils must end the session as soon as the teacher instructs them to do so. Teachers, as owners of the meeting will end the meeting so pupils are not in the sessions on their own.
 - Mobile phones must be switched off and out of use unless specifically requested by a teacher for learning purposes.
 - Pupils or parents must not record or take photographs of other pupils or teachers during a live session.
 - The rules in place are designed to help keep everyone safe. If they are not followed, school sanctions will be applied and parents informed.
 - If pupils have any internet connection or technical issues please email info@wirksworth-jun.derbyshire.sch.uk and we will support you with these (please see online safety links below).

The curriculum and daily expectations

Individual pupils self-isolating at home

If your child has to self-isolate is unable to attend school for 10 days, we will encourage the children to sign up to the join the live lessons remotely via Microsoft Teams. Within the first 24 hours, you will be supported to get access to technology and wifi if needed. You will also be offered two 1:1 meetings either vis phone or Microsoft Teams to check on your child's wellbeing and support during the 10 isolation period. There will be an expectation that work is sent into the teacher via Class Dojo and this marked and sent back so children can work on their areas of development. If IT issues cannot be resolved with support from school within two school days, paper copies of work will be delivered to the home. Communication will be kept open to support the learning through Class Dojo, emails, Microsoft Teams or telephone..

*****If your child is unwell from COVID or other illnesses we will not expect them to be working*****

Class or whole school lockdown

For now, Class Dojo is the go-to application for all information.

Whenever it is possible, a task will be assigned to Class Dojo so teachers and parents have a chance to check through work on a regular basis. Teachers will be using the same differentiation as in the classroom including catering for those with Special Educational Needs and extension activities for the most able. If you feel the work is too hard or your child could do more work please contact the class teacher.



Microsoft Teams is the go-to application for Teacher Live Meets which aim to give regular contact and support you in motivating children to complete work. Teachers are asked to have extremely high expectations of behaviour to enable these to take place. If this is compromised in any way, cameras or microphones will be turned off, or pupils will be removed from the meeting. If this happens we will contact you.



Learning Expectations

Teachers will assign tasks on their pupils' Class Dojo page by 5pm the night before their learning the following day. Clear deadlines will be given. Instructions will be given in the class story on Class Dojo, through Loom videos, Ed puzzles or live sessions

The timetable includes: registration, assembly, one reading lesson, one writing lesson, one maths lesson and one wider curriculum area task each day. In-addition pupils should be reading independently, practising spellings and times-tables.

Once the work is done, children are expected to submit it via Class Dojo. Teachers will give feedback on work; this will be either written or verbal in whole class feedback in live lessons.

Assembly/Collective Worship – This will be recorded and the video link will be sent via Class Dojo.

Mathematics – The teacher will identify tasks from White Rose Learning or other website links which would have been covered in class. The children will have a short video to watch, explaining the lesson from their class teacher.

Writing and reading lessons – Work will be added to Class Dojo with pupils required to watch a short video link which the teacher has recorded previously.

Reading -The teacher will also record themselves reading the class book.

Silent Reading – In school, we regularly read silently every-day. Your child will be expected to read every day for at least 15 minutes. The teacher may contact you to listen to your child read or ask to see your child's reading record so they can be rewarded.

X tables- pupils will be given task on timetables rock-stars to complete it is important that your child continues to keep the speed and fluency of this to support the learning in maths lessons.

Spellings: these will be given to the pupils weekly and they will be expected to practise these daily.

Wider Curriculum – Teachers will assign tasks to the children linked to their project, or Forest school activities which maybe a video recording. These will be introduced at the daily live meet sessions.

DFE expectations is that primary aged pupils should have a minimum of 4 hours learning a day. If you feel that your child is not receiving this please contact your child's class teacher so they can work with you and check and adapt the work if necessary for your child.



Video instructions from the teacher

This could be a video just of the teacher or a Loom video where the teacher's voice or face is at the bottom of a power-point or online content, with the teacher pausing to add additional information. You simply need to follow the link, which will be on Class Dojo. Pupils are shown to succeed more if they have instructions directly from a teacher who knows them and can meet the classes' needs. The teacher instruction is more important than the medium used.

Intervention groups - If your child is part of an intervention group such as phonics or nurture, you will be sent an invitation to the group sessions, which will run live.

- Phonics session will run on a Monday and a Friday with tasks been given on a Tuesday, Wednesday and Thursday to compete.
- Bespoke nurture sessions will be given where needed and these will be by invite only.
- If your child has funded support with a teaching assistant, they will make contact with you. They will support your child remotely through Microsoft Teams which will be bespoke to your child. This may involve: listening to your child read, helping them with the work the teacher has set for them, giving them live instruction and work. If you are concerned about the support your child is receiving please contact Mrs Taylor the SENDCO.

Feedback from teachers.

DFE expectations is that pupils get timely and frequent feedback on how to progress, using digitally-facilitated or whole-class feedback where appropriate

Teachers will give general whole class feedback during Live Microsoft Meet sessions, where all children should attend. Sometimes this may be a whole class marking session, such as marking maths tasks or discussing comprehension work.

Individual feedback on work will be given via Class Dojo or Microsoft Teams. This will follow our marking and feedback policy. Children will be given praise and will often be given next steps, which they may need to work on in the next day's learning or through small tasks which they can complete during afternoon sessions. Our constructive feedback will focus on writing and we will expect pupils to respond to the next steps in their learning. This again will be marked. We will try to give feedback verbally as much as possible through a video call, or a video recording via Class Dojo.

To aid the written feedback we ask that pupils take photo graphs which are clear of their work and where possible type up their answers. Teachers will let you know if work needs to be resubmitted because it cannot be read.

At times, child will be asked to self-mark and discuss the errors or questions they found more difficult so support new learning. Remember to learn, pupils need to make mistakes.

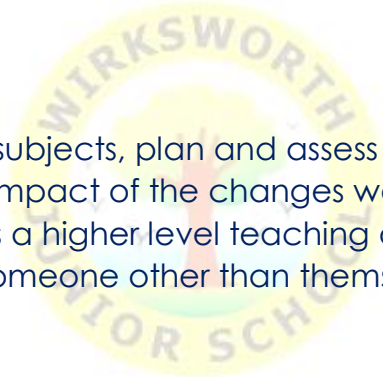
Expectations of pupils submitting work

To ensure pupils get as much valuable feedback on the work they are submitting, we are asking that pupils submit one piece of work per lesson, therefore four pieces of work/photos/documents maximum per day. The work uploaded maybe only part of the work they have been completing throughout the lesson, but this is to focus the teacher's marking and feedback on key learning within the lesson. As mentioned above some work will be marked together in whole class live lessons






































If the teacher requires more than four uploads they will inform you of this.

Planning and Preparation/ leadership time






































Teachers in school have weekly release time to lead subjects, plan and assess children's work, and prepare for the coming week. We plan to continue this so that we can monitor the impact of the changes we are making and ensure high quality learning and resources for the children. This will mean that at times a higher level teaching assistant maybe coordinating the lessons and giving feedback. The teacher will let the class know when someone other than themselves are checking emails or Class Dojo.



Timetable: Year 3 and Year 5

	8:50-9am Registration.	Assembly - Login to Class Dojo and check whole school assembly (20 mins)	Writing (1 hour)	Maths (1 hour)	Reading (20 mins)	Teacher Meet (30 mins)	Wider curriculum areas. (1 hour)	Class book. Watch and listen to the teacher reading the class book. 3:00pm (20 mins)
	Check pupils understand the tasks for the day.			Video instruction. Tasks to completed and submit.	Video instruction. Tasks to complete and submit.		Video instruction given	
Monday		 Video link via Loom	 Video link via Loom	 Video link via Loom	 Video link via Loom	11.30am	 Video link via Loom	 Video link via Loom
Tuesday		 Video link via Loom	 Video link via Loom	 Video link via Loom	 Video link via Loom	11.30am	 Video link via Loom	 Video link via Loom
Wednesday		 Video link via Loom	 Video link via Loom	 Video link via Loom	 Video link via Loom	11.30am	 Video link via Loom	 Video link via Loom
Thursday		 Video link via Loom	 Video link via Loom	 Video link via Loom	 Video link via Loom	11.30am	 Video link via Loom	 Video link via Loom
Friday		 Live celebration assembly this will be invite only. 9:15am start	 Video link via Loom	 Video link via Loom	 Video link via Loom	11.30am	 Video link via Loom	 Video link via Loom

Timetable: Year 4 and Year 6

	8:50-9am Registration.	Assembly - Login to Class Dojo and check whole school assembly (20 mins)	Writing (1 hour)	Maths (1 hour)	Reading (20 mins)	Teacher Meet (30 mins)	Wider curriculum areas. (1 hour)	Class book. Watch and listen to the teacher reading the class book. 3:00pm (20 mins)
	Check pupils understand the tasks for the day.			Video instruction. Tasks to completed and submit.	Video instruction. Tasks to complete and submit.		Video instruction given	
Monday		 Video link via Loom	 Video link via Loom	 Video link via Loom	 Video link via Loom	12:00pm	 Video link via Loom	 Video link via Loom
Tuesday		 Video link via Loom	 Video link via Loom	 Video link via Loom	 Video link via Loom	12:00pm	 Video link via Loom	 Video link via Loom
Wednesday		 Video link via Loom	 Video link via Loom	 Video link via Loom	 Video link via Loom	12:00pm	 Video link via Loom	 Video link via Loom
Thursday		 Video link via Loom	 Video link via Loom	 Video link via Loom	 Video link via Loom	12:00pm	 Video link via Loom	 Video link via Loom
Friday		 Live celebration assembly this will be invite only. 9:15am start	 Video link via Loom	 Video link via Loom	 Video link via Loom	12:00pm	 Video link via Loom	 Video link via Loom

Pastoral Care and Wellbeing

Live Teacher Meet (on Microsoft Teams) daily will enable children to interact with their teachers face to face. This will be an opportunity to ensure that everyone has accessed their learning and to address any concerns. This way, if any issues arise, pupils can use a safe channel to communicate with their teachers and peer group every day. It will also indicate absent pupils who will be contacted individually. Teacher time is aimed after the morning session to support you in ensuring that your child knows work is expected to be completed before then, and before the afternoon, to maintain pace of learning.

Teachers will remain in regular contact with children in their class as they would with school-based learning. They will offer the first line of contact in case any concerns or wellbeing issues should arise. Pupils and parents can communicate directly to teachers via Class Dojo or emails.

Physical activity and exercise is extremely important during this time so we will signpost children to physical activities and of course getting out in the fresh air (in your garden) will benefit.

During this time, we will also endeavour to keep the community ethos alive with assembly videos, led by different teachers. Every Friday, we will have a live celebration assembly, which pupils will be invited to. There will also be an opportunity to take part in the weekly who school challenge. This is not compulsory but it will be an opportunity for the children to learn some live skills and relax, and develop their curiosity and inquisitiveness, sharing skills they have or skills they have obtained.



Please continue to engage with our twitter feed [@wirksworthjun](https://twitter.com/wirksworthjun)

The school website has a designated page for well-being with downloads and lots of activities to access at home.

Pupil wellbeing is critical. We encourage parents to follow your children's learning and if you have any concerns in regard to safeguarding or wellbeing, pupils and parents are expected to contact the School's Designated Safeguarding Lead (DSL) - Mrs Webb or Mrs Meehan immediately. Please note that if teachers are unable to establish contact within a reasonable time, they are expected to refer this to our Safeguarding Leads who will follow it up as a priority, sometimes seeking help from other agencies. If we feel that your child may benefit with nurture sessions we may invite them to group nurture sessions which will be held remotely when needed.

Our Family Support Workers Zoe Stannard and Sue Spencer, the attendance officer, continue to work with us and can support families on request. Please get in touch if you think their support would be helpful.

Home Learning General Expectations

Since the home environment is different from the classroom, we ask parents to support our provision by enabling your child to be safe, punctual, have a positive approach to learning and follow the guidelines below. All pupils and parents are asked to agree to the age-appropriate IT agreement, where the principles are the same in regards to online behaviour, security and safeguarding and attitude towards learning.

Parental Support

In these exceptional circumstances, we ask all parents to actively support your child's learning as far as possible, given your own household responsibilities and limitations. Please see the guidance below:

- Talk to your child about how to be organised using Class Dojo/Microsoft Teams and help your child to prioritise.
 - Where possible, please check how much work your child has managed to complete by the end of the day.
 - Where possible, provide a quiet place for learning that is suitable for live streaming.
 - Make sure that your child gets up with sufficient time to complete the morning task before the Teacher Meet.
 - When live streaming is taking place, please make sure that conversation only takes place between the teacher and pupils.
- * Support your child to take photos of their work that can be clearly uploaded and read by the teacher.
- Parents may not share, or record any live sessions between pupils and teachers.

****Please support the staff in improving the home learning by contacting them directly with any concern, question or comment for improvement ****

Online Safety

What can parents/carers do to help children keep safe online?

Follow the Golden Rules

Ground Rules

- Discuss together as a family how the internet will be used in your house. Consider what information should be kept private (such as personal information, photos in school uniform etc.) and decide rules for making and meeting online friends. Ensure your children know the risks of accepting friend requests from strangers online and make sure you know what your child is doing online, much like you would offline. Make sure your child uses strong passwords to protect their online accounts. It is important they know they need to keep their passwords safe and not share them with anyone or use the same password for several accounts.
- Consider locating your child's computers and laptops in a family area but be aware that children access the internet on mobile phones, games consoles and tablets so use can't always be supervised.
- Be especially aware of settings rules relating to your child's use of webcams and any applications or devices which allow voice or video chat. Childnet have useful information for young people about using webcams safely www.childnet.com/young-people/secondary/hot-topics/video-chat-andwebcams

Online Safety

Install antivirus software, secure your internet connection and use Parental Control functions for computers, mobile phones and games consoles to block unsuitable content or contact from unknown people. Research different parental control software and tools available for your home and select the tools which are most suitable to you, your child and the technology in your home. Visit www.internetmatters.org

and www.saferinternet.org.uk/advice-and-resources/a-parents-guide for safety information and advice about parental controls on consoles and devices and how to report concerns.

Make sure you read any parental guidance and safety recommendations (including age requirements — most popular social networking sites and apps are only for users aged 13+) for any apps or websites before allowing your child to use them - visit www.net-aware.org.uk

Always remember that parental control tools are not always 100% effective and sometimes unsuitable content can get past them, so don't rely on them alone to protect your child.

Listen

Take an active interest in your child's life online and talk openly with them about the things they do. Talk to your child and ask them to show or even teach you how they use the internet; learn which websites or tools they like to use and why. Learning together with your child can often open opportunities to discuss safe behaviour online.

To start a conversation with your child, you could tell them that you understand that some young people share images and videos online and that you're interested to know what they think about it and how they think they can keep themselves safe.

Dialogue - keep talking

Ensure that your child knows that once a picture, video or comment is sent or posted online, then it can be very difficult to remove as other people can forward it and share it with others, without them even knowing.

• www.childnet.com and www.thinkuknow.co.uk have some really useful tips and ideas for parents/carers about starting conversations about online safety.

Always ensure your child knows how to report and block people online who may send nasty or inappropriate messages or content; encourage your child not to retaliate or reply to cyberbullying and to keep any evidence.

Make sure your child knows it's important that they tell an adult they trust if anything happens online that makes them feel scared, worried or uncomfortable.

Remember, the internet is an essential part of young people's lives and provides them with tremendous opportunities. The vast majority use it without coming to any harm so it's essential to be realistic: banning the internet or web sites often will not work and it can make a child feel less able to report a problem or concern, so education around safe use is essential.

Teachers will do their best to check web links as they are issued for home learning. Should you experience any inappropriate material please let us know as soon as possible and our technician will contact the provider and take relevant action. Please check home settings such as any relating to adverts and pop ups.

Additional links to access for online safety support:

<https://ee.co.uk/our-company/corporate-responsibility/being-responsible/keeping-children-safe-online>






Useful information regarding helping your child stay safe when using social networks.



<https://www.nspcc.org.uk/keeping-children-safe/online-safety/>

<https://www.netnanny.com/>

www.common sense media.org. This website provides independent reviews, age ratings and other information about a range of apps, such as Instagram and Snapchat, as well as a range of other types of media.

LEARNING PRIORITY 1 - ENGLISH



 	<p>https://stories.audible.com/start-listen</p>	<p>Amazon have made this a free service whilst schools are closed.</p>
	<p>https://www.oxfordowl.co.uk/#</p>	<p>Read something EVERY DAY. Branwen Jeffreys, the BBC education correspondent, tweeted about having to miss some schooling when she was young but flourished because she read and read.</p> <p>Set up a free account to access many e-books from the X series to Black Beauty and many more.</p>
	<p>https://radioblogging.net/index.php/category/live-shows/</p>	<p>Pre-recorded and streamed during lockdown, these radio sessions, linked to different aspects of Talk for Writing, include lots of fun English warm-ups and games based around a theme, as well as interviews with children's authors.</p>
	<p>https://www.twinkl.co.uk/resources/ks2-classmanagement/school-closure-home-learningclassroom-management-key-stage-2-year-3-4-56/home-learning-resource-packs-school-closurehome-learning-classroom-management-key-stage2-year-3-4-5-6</p>	<p>Twinkl is a fantastic website that has many home learning packs for all year groups that include all subjects within the curriculum. You can find lots of differentiated reading comprehensions linked to a huge range of topics.</p>

	www.readtheory.org	Extracts on various topics with questions that adapt.
	https://www.letterjoin.co.uk/log-in.html (login details will be sent to you via Class Dojo)	Our school's new handwriting scheme, which you can access from home. Read the 'Home User Manual' to get started, explore the sections on the Letter Join home page or free play 😊

WEBSITES TO ACCESS ADDITIONAL LEARNING FROM HOME

LEARNING PRIORITY 2 – MATHEMATICS

WHITE ROSE MATHS HOME LEARNING - ACTIVE LEARN PRIMARY

	https://whiterosemaths.com/homelearning/	A daily lesson and worksheet from the experts! Please access these with your child. Pause the screen to talk about the question and relisten if you need to. It is fantastic!
	My maths	School Licence All of Y3 and any other children are asked to go on this ideally daily. It is tailored to their individual level and gives sound examples of new concepts. Your teacher may again have directed you to this as part of their daily work or you can go on by yourself to practise areas you are uncertain about.

TIMES TABLE ROCKSTARS



<https://trockstars.com/>

Times Table Fun – school license



<https://www.prodigygame.com/>

Maths Games



<https://www.khanacademy.org/>

Maths games and activities

LEARNING PRIORITY 3 – WIDER CURRICULUM

BBC BITESIZE KS2



<https://www.bbc.co.uk/bitesize/levels/zbr9wmn>

Fun videos and activities for all subjects in the primary curriculum

OLIVER JEFFERS LIVE BOOK READING



<https://www.oliverjeffers.com/>

Oliver Jeffers books.

MANCHESTER CHILDREN'S UNIVERSITY



<https://www.childrensuniversity.manchester.ac.uk/>

Great for History, Languages, Science and a range of topics.

MYSTERY DOUG



<https://mysteryscience.com/schoolclosure-planning>

Fun science lessons

SQUIGGLE PARK



www.squigglepark.com

Reading games and activities. Can you complete all the levels?

NATIONAL GEOGRAPHIC KIDS



<https://www.natgeokids.com/uk/>

Animals, science, history and geography learning

GRAMMARSAURUS SONGS FOR SPAG



<https://www.youtube.com/channel/UCMhWKrdwzFr994ZhwqG4nIA>

Fun songs for learning about a variety of SPaG topics

MC GRAMMAR SPAG SONGS



<https://www.theteachertrain.com/mcgrammar>

Fun songs for learning about a variety of SPaG topics

TRAMSUM



<https://www.transum.org/>

Fun maths activities

POBBLE



<https://medium.com/pobble/simple-andfun-non-screen-activities-that-children-can-do-at-home-115543cb3b9c>

25 non-screen and fun activities to complete at home. How many can you create? Ideas such as build a den, make an obstacle course or create a sock puppet.

HOME ACTIVITIES



Bake a cake Play I spy Sort out your toys and give any old ones to the charity shop Make up a quiz for your family
Paint something Pair your socks Make up a new game Keep a diary Take a GoNoodle break Investigate – do your toys float?
Do a jigsaw Play a card game Go on a shape hunt around your house Help to cook a meal
Draw some patterns Spend time playing outside Build something Draw a new cover for your favourite book
Write a shopping list Play snakes and ladders Read something Hide something and make a treasure map to find it
Draw your favourite animal using an online tutorial Make some junk art Tidy your bedroom Play with some playdough
Make your bed Plant some seeds Write your own book Practise your spelling in rainbow colours
Play in the garden Fold your clothes Build a fort Measure out some ingredients accurately Cut something out
Read to a sibling or family member Create a sock puppet

Non-screen activities you can do at home

Pobble

25
Ideas!

What can you do when there's no school and you're stuck at home? Here are 25 fun ideas to choose from.

1 How many different words can you make from the letters in this sentence, below? Grab a pencil and paper and write a list!

**Learning from home is fun!*

Thanks!

2 Thank a community hero.

Think of someone that helps you in some way and write a short letter to thank them.

3 Get building!

You could build a Lego model, a tower of playing cards or something else!



4 Can you create your own secret code? You could use letters, numbers,

pictures or something else! Can you get someone else to try and crack it?

5 Start a nature diary. Look out of the window each day

and keep notes of what you see. Birds, flowers, changes in the weather, what else?

6 Hold a photo session. Use a camera or a mobile phone to take some snaps. What will you photograph? Your pet or toys perhaps?

7 Build a reading den. Find somewhere cosy, snuggle up and read your favourite book!



8 Use an old sock to create a puppet. Can you put on a puppet show for someone?



9 Make a list of all the electrical items in each room of your home. Can you come up with any ideas to use less electricity?

10 Design and make a homemade board game and play it with your family.



11 Do something kind for someone. Can you pay them a compliment, make them something or help them with a task?



12 Can you create a story bag? Find a bag and collect items to go in it that relate to a well-known story. If you can't find an item, you could draw a picture to include.

13 List making! Write a list of things that make you happy, things you're grateful for or things you are good at.



14 Design and make an obstacle course at home or in the garden. How fast can you complete it?



15 Can you invent something new? Perhaps a gadget or something to help people? Draw a picture or write a description.



16 Keep moving! Move up a dance routine to your favourite song.



17 Write a play script. Can you act it out to other people?



18 Read out loud to someone. Remember to read with expression.



19 Write a song or rap about your favourite subject.



20 Get sketching! Find a photograph or picture of a person, place or object and sketch it.



21 Junk modelling! Collect and recycle materials such as yogurt pots, toilet rolls and boxes and see what you can create with them.

22 Draw a map of your local area and highlight interesting landmarks.



23 Write a postcard to your teacher. Can you tell them what you like most about their class?

24 Draw a view. Look out of your window and draw what you see.



25 Get reading! What would you most like to learn about? Can you find out more about it in books? Can you find a new hobby?

Wellbeing Links

Lots of activities including videos, games, mindfulness, dancing, yoga, meditation and *outdoor* fun!

At Wirksworth, children's wellbeing is considered a great importance and we would like to help you support your child with this during any period of isolation. The following are links to support your child's wellbeing and mental and physical health. Keeping active, getting outside (this can just be in the garden), being creative (e.g. baking, art), mindfulness time (e.g. mindful colouring, yoga, meditation), can all help support your child and yourselves.

Supermovers have numerous videos that will get your children active. The videos link to the curriculum so will keep the children active whilst still learning. <https://www.bbc.co.uk/teach/supermovers>

Childline Tool Box has a calm zone where you can access activities, breathing exercises, yoga, games and videos on ways to cope and expressing emotion https://www.childline.org.uk/toolbox/calm-zone/?fbclid=IwAR2UDQqDr54URa1T6_pXFAJTxI3PpVt6dkR1dDHiyN4lrWpuocfTuRpUPQ8

Go Noodle have both an 'At home' and 'For families' option where you can access free movement and mindfulness videos <https://www.gonoodle.com/>

Imoves have 'Active blasts' including workouts, yoga and Pilates - <https://imoves.com/the-imovement>

The Muddy Puddle Teacher is offering a 30 day free trial. This includes activities for the outdoors, yoga and meditation. <https://themuddypuddleteacher.co.uk/>

Action For Happiness produce monthly calendars to support mindfulness <https://www.actionforhappiness.org/calendars>

Blissful Kids share mindful game ideas <https://blissfulkids.com/mindful-games-mindfulness-for-kids-and-teens/?fbclid=IwAR0QjYSYGUBrOUEa-aMGKycMpBLfOkIpHEO7GumclGZJIDzYrQ2co3y9eDI>

Babbledabble do share creative activity ideas <https://babbledabbledo.com/80-easy-creative-projects-for-kids/>

Youtube:

Joe Wicks Kids Workouts e.g. <https://www.youtube.com/watch?v=d3LPrhI0v-w>








Cosmic Kids Yoga- e.g. <https://www.youtube.com/watch?v=R-BS87NTV5I>

Jumpstart Jonny Workouts e.g. <https://www.youtube.com/watch?v=YfbTvJMcRow>

Guided Meditation For Kids e.g. https://www.youtube.com/watch?v=Bk_qU7I-fcU

The mental health charity Mind.org offer advice and support on mental health and wellbeing. You can access support specifically relating to the corona virus for both children and adults here. <https://www.mind.org.uk/information-support/coronavirus-and-your-wellbeing/?fbclid=IwAR3tgvHybSo2cIYe-uOq2iKh0XFXpT12Q-TFP4IxadPa0TZw9UY9rEjf5Jo> If you are concerned about your child you can also find contact information here.

Quick guide to learning

	<p><u>Daily Collective worship.</u> Every day there will be a Loom link to given to our school assembly, found on Class Dojo. This will give pupils an opportunity to reflect on our school values, the British Values and give the pupils time to reflect on the world around them and how to be a better person. On a Friday, we will lead a live celebration assembly through Microsoft Teams at 9:15am which will be by invite only.</p>
	<p><u>Online Learning.</u> Every day, class teachers will post 4 learning activities, and will provide feedback to your child, using Class Dojo. We will making a short Loom video of instructions for the lessons, which will eb found on Class Dojo.</p> <p>Every morning at 8:50am the teacher will meet with the children via Microsoft Teams and give a general introduction These activities should be completed/uploaded ready for the daily live Microsoft Teams Meet, which takes place before lunch.</p> <p>Activities may include videos, PowerPoints, reading tasks and worksheets to complete. (Please encourage your child to work on paper where they can, to avoid too much screen time. You do not need to print out worksheets. Children can write answers in their exercise books.)</p> <p>Daily Microsoft Teams meet will provide feedback from the morning activities. Children will also be introduced to their afternoon activity, which will focus on the wider curriculum.</p>
	<p><u>Getting in touch</u> If your child has any worries or concerns about the tasks, please encourage them to let their teacher know through Class Dojo, where they can message their teacher directly.</p> <p>If you would like to contact school, please contact your child's teacher on 01629 822457 or message them directly through Class Dojo and they will get back to you.</p> <p>We will continue to keep in touch with you using the Class Dojo app and email.</p> <p>Do follow us on Twitter @wirksworthjun, and keep an eye on the school website too.</p>
	<p><u>Reading is key</u> Not only does reading improve academic success in all subjects, it is also a great way to escape to another place and to relax.</p> <p>Class teachers will expect pupils to read every day.</p> <p>Reading material can include fiction and non-fiction, and we will ask children to post reading activities on Class Dojo.</p> <p>Free books are also available through the Derbyshire free eBook library, on our website through Oxford Owl and by googling 'free online books for children'. If you do require new books again contact your class teacher and we will be able to make a drop off of books.</p> <p>Your teacher will be reading the class book daily and recording this for you to follow.</p>
	<p><u>Spellings</u> Pupils will be given weekly spellings for the pupils to complete and tested at home. As normal these will be sent via Class Dojo, some pupils maybe given individual spelling lists, separate from those of the whole class.</p>
	<p><u>Daily Exercise</u> Getting moving improves our physical and emotional wellbeing.</p> <p>Encourage your child to get some fresh air every day. Sunshine is important for vitamin D production, which helps our immune system.</p> <p>Try to encourage your child to raise their heart rate for 30 minutes every day. Brisk walking and jogging/running are great for doing this. There are many fitness workouts online, e.g. Joe Wicks YouTube channel which has a specific section for 'kids'.</p>
	<p><u>Be Creative</u> This is a great way to look after mental wellbeing.</p> <p>Drawing or writing creatively, making something and listening to, or making music are all fantastic ways to relax and unwind.</p> <p>We would love to see your child's arts and crafts projects so please do encourage them to share their creative activities on Class Dojo and do take part in the weekly challenges that will be posted to the whole school</p>

